

Where did the Smeds and the Smoos travel in search of Janet and Bill?

Look back through the pages of the book and think about each of the planets that they visit.

Work together to describe the planets. Use phrases from the text and identify adjectives and adverbs which describe the planets.

You can use resource sheet 1 to help you.

***Which planet do you think you might like to visit?
Which planet would you not like to visit?
Why?***

Do you think any of the planets are like earth?


Adjectives

words which are used to describe a noun

Adverbs

words which are used to describe a verb

Planet	Landscape	Sky	Life
Vumjum	A dry place with craters	blue, golden	Vums are green, have long arms and 3 eyes on stalks
Lurglestrop			
Grimbletosh			
Glurch			
Scloop			
Klaboo			
Janet and Bill's home planet			





The Smeds and The Smoos

Task 1 (Robins and Jellyfish)

Have a look at these pictures of planets (they are all from our solar system!)

Imagine you are in the rocket in the story and you are going to a new planet – what might it look like?



Imagine you are looking out of the rocket window – draw what you might see as you look down at the planet.

Write some words or descriptions of the planet which use adjectives and adverbs.

***Think about the planet that you have drawn
from your rocket window.***

You decide to land on the planet and go and explore.

As you wander around you come across a post box!

You decide to write a postcard to a friend on earth telling them all about the new planet. Use your descriptions from the warm up and task 1 to help you write a postcard telling your friend about the planet.



Don't forget
to give your
planet a
name!

[illegible]

GREETINGS FROM

The Smeds and The Smoos

Task 2 (Jellyfish)

**Think about the planet that you have drawn from your rocket window.
You decide to land on the planet and go and explore.
You decide that you want to settle on the planet and make it your home
– BUT – you are missing your friends and want them to come too!**

You need to write a leaflet introducing them to your planet.

You need to include illustrations and descriptive information about the planet that will entice them there!

Remember to use the correct punctuation and think carefully about your spellings. We are looking out for excellent adjectives and adverbs too!

<div style="border: 1px solid black; height: 100px; width: 100%;"></div> <div style="border: 1px solid black; height: 100px; width: 100%;"></div>	<div style="border: 1px solid black; height: 100px; width: 100%;"></div> <div style="border: 1px solid black; height: 100px; width: 100%;"></div>	<div style="border: 1px solid black; height: 100px; width: 100%;"></div> <div style="border: 1px solid black; height: 100px; width: 100%;"></div>
---	---	---



Don't forget to give your planet a name!

What is the planet like?
(Landscape, sky, weather)

What can you do on the planet?

What animals and plants are there?

Tell them something amazing!

The Smeds and the Smoos

LO: To retell a story using story mapping

Task 1 - Tigers Class



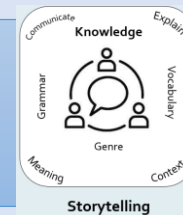
Think about the story and create a story map retelling the story. As you do this, I also want you to think carefully about the plot and what happens – do you know any other stories which have a similar plot?



The Smeds and the Smoos

LO: To make a comparison between The Smeds and The Smoos and Romeo and Juliet

Task 2 - Tigers Class




I wonder if you made the link between The Smeds and The Smoos and the Shakespeare play, Romeo and Juliet?

There are many similarities between the two stories. We have read the story of Romeo and Juliet in class – but in case you cannot remember there is a modern animated adaptation in this link:

[English KS2 / KS3: 'Romeo and Juliet' by William Shakespeare - \(animation\) - BBC Teach](#)

Watch the video to remind yourself of the story.



Click on the picture to the left to watch another video which explains the story in more detail.

(Don't worry about the task they describe at the end of the video – we are not doing that)

The Smeds and the Smoos

LO: To make a comparison between The Smeds and The Smoos and Romeo and Juliet

Task 2 - Tigers Class



Your task is to write a report which explains the similarities and differences between The Smeds and The Smoos and Shakespeare's Romeo and Juliet.

You will find it helpful to make a list of things that are the same (themes/characters/plot) and things that are different.

What do you think is the message behind the stories – are they the same?

In your report, it would be a good idea to use sub-headings to structure your writing.

Think about how you are going to introduce your report topic. What headings might you include? How will you summarise your report in your concluding paragraph? You might want to research some aspects. I have included my overview for a report below to help you.

Report Title : *Comparison of The Smeds and The Smoos and Romeo and Juliet*

Introductory paragraph – explaining what you are going to do in the report (compare the two stories)/ introduce the stories and who they are written by

Headings: *Summary of The Smeds and The Smoos*

Summary of Romeo and Juliet

Similarities between the two stories

Differences between the two stories


Concluding paragraph – Sum up what you have found out.

The Smeds and The Smoos

Bonus tasks and activities for everyone!

Book Talk

The Smeds and The Smoos



Where did Bill and Janet go?
Write an adventure story! Who
did they meet? What did they
do?

Write a character description
for Janet and Bill. How are they
the same? How are they
different?

Choose one of the planets of
the Solar System and create a
fact file.

Can you find pairs of rhyming
words? Challenge yourself. How
many different rhyming words
can you think of for red or
blue?

Imagine you are Bill or Janet.
Can you write a letter to your
family explaining why you ran
away?

Use your imagination to draw
and create a new planet.
Describe it using adjectives.

The Smeds and the Smoos are
different. Write five sentences
about how you are unique.

Pretend to have a wedding at
home with your family or your
toys. Write some invitations.
Have a party! Eat yummy food!