

























Monday 25th January 2021

LO: I can learn the new
trigraph 'air' and read it in
words


Read all these sounds to your adult –
remember to say the sound, not the letter
names....

j 	v 	w 	x 	y 	z 	zz 	qu 
ch 	sh 	th 	ng 	ai 	ee 	igh 	oa 
oo 	oo 	ar 	or 	ur 	ow 	oi 	ear 



Practice known sounds and words

Practice reading these sounds.



ring

rain

leek

night

goat

• • _


• _ •

• _ •

• _ •

• _ •

Can you write the words in your workbook?



Tricky Words

Practice saying and writing this week's tricky words...

  Look and say	 Look, say and write	 Cover and write
be		
was		
you		
they		



New Sound 'air'

Read these words with the 'air' sound.

hair



pair



chair




fair



Practice writing 'air'



Draw yourself a phoneme frame in your workbook and get ready to write the words that I say next – they all have an 'air' trigraph which goes in one box.

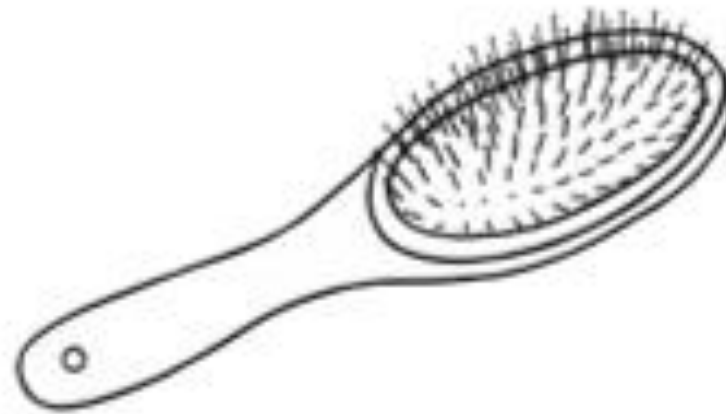


Listening for 'air' activity

Listen to this story. Tell your adult every time you hear the 'air' sound.



It was hot. Clair sat on a chair to put on a pair of red flip-flops.



Then, she brushed her short hair and put in a clip.

